




FC 36

The Strongest and Most Widely Used 3/4" Panel

With a full 3/4" tall rib designed for maximum rigidity, FC-36 is engineered to strike the ultimate balance between economy and strength. The overlap anti-siphon channel keeps the weather outside, while the 40 year paint guarantee and ultrahigh-tensile substrate keeps the exterior looking great for years to come.


Originally designed for traditional and agricultural buildings, the FC-36 panel is extremely durable and designed to stand the test of time in all climates. This most popular profile is also used in residential roofing, for modern-industrial accents, and on retail and other commercial building designs.



Standard 29 Gauge Colours ** Also Available in 26 Gauge*



Only Available in 26ga



Specifications

Bell Top Results in Strongest 3/4" Panel

Class 4 Impact Resistance

Overlap Anti-Siphon Channel

Application: Roof/Wall

Slope: 2/12 with Overlap Sealant

Slope: 3/12 without Overlap Sealant

Coverage: 36"

Available in 26 & 29 Gauge in Standard Colours

Also Available in 24 Gauge Standard Colours

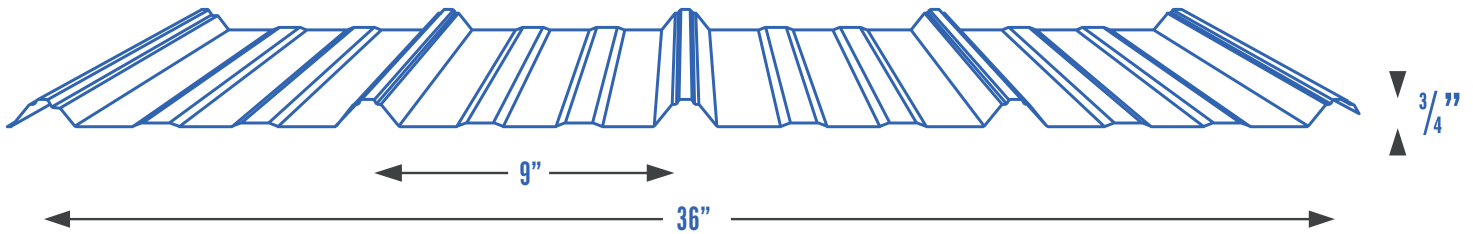
Cutting charge applies below 48"

(403) 553-3309 | orders@formasteel.ca

FORMASTEEL.CA

FC36 ROOF & WALL PANEL

STRONGEST 3/4" PANEL | 40 YEAR WARRANTY | CLASS 4 IMPACT RESISTANCE | UL CLASSIFIED



With a full 3/4" tall rib, designed for maximum rigidity, FC-36 is engineered to strike the ultimate balance between economy and strength. The overlap anti-siphon channel keeps the weather outside, while the 40 year paint guarantee and ultra high-tensile substrate keeps the exterior looking great for years to come.

WEATHER TIGHT



MAXIMUM UNIFORMLY DISTRIBUTED LOAD (lb/ft ²) - NORMAL HUMAN OCCUPANCY					
SPAN	18"	24"	30"	36"	42"
LOAD	431	182	93	54	34
VALUES BASED ON: 80,000 PSI YIELD STRENGTH MINIMUM; DEFLECTION 1/180th of SPAN; 3 SPAN CONDITIONS					

HOW WE COMPARE TO THE COMPETITOR

RELATIVE STRENGTH COMPARISON: BOTH PANELS SUBJECTED TO IDENTICAL LOAD AND SPAN CONDITIONS

COMPETITOR'S 28ga 5/8" PANEL



FORMA STEEL FC-36 29ga 3/4" PANEL



FC36 ROOF & WALL PANEL

29GA COLOURS

PRINTED APPROXIMATIONS ONLY
REFER TO ACTUAL SAMPLE PRIOR TO ORDERING.



BRIGHT WHITE	WHITE WHITE	BONE WHITE	ANTIQUE LINEN	WICKER	STONE GREY
SABLE	SEA WOLF	BUCKSKIN	TAN	GOLD	COPPER PENNY
BRIGHT RED	TILE RED	DARK RED	COFFEE BROWN	DARK BROWN	BLACK
CARBON	GUNMETAL	CHARCOAL	REGENT GREY	ASCOT GREY	SLATE BLUE
HERON BLUE	ROYAL BLUE	SAPPHIRE BLUE	TURQUOISE	MELCHERS GREEN	DARK SAGE



5 LAYERS OF PROTECTION

1. 40 year baked on silicone modified ceramic pigment polyester top coat available in a wide variety of colours.
2. Flexible primer for paint adhesion and lasting corrosion resistance
3. Pre-treatment provides excellent adhesion and corrosion resistance
4. AZ50 / AZM150 or G90 / Z275 exterior grade corrosion resistant metallic coating
5. ASTM A793 or A652 structural 80,000 psi minimum yield high tensile steel substrate



(403) 553-3309
orders@formasteel.ca
FORMASTEEL.CA




Forma Steel Ltd
442-12 ST PO BOX 1690
Fort Macleod, AB T0L0Z0



I/9 Panel

Similar to FC-36 with a Cleaner & Smoother Look


Our I/9 Panel shares many of the same characteristics of our most-popular FC-36 panel, including the 3/4" rib height and 9" spans, but keeps it simple on the ribs and flattens out there the FC-36 features a bell top. This provides a smoother profile for roof and wall applications for a slightly more modern look.



Standard 29 Gauge Colours ** Also Available in 26 Gauge*



Only Available in 26ga



Specifications

Similar to FC-36 with a Cleaner, Smoother Look

Application: Roof/Wall

Slope: 2/12 with Overlap Sealant

Slope: 3/12 without Overlap Sealant

Coverage: 36"

Rib Height: 3/4"

Available in 26 & 29 Gauge in Standard Colours

Also Available in 24 Gauge Standard Colours

Also Available in 22ga Weathering Steel

Cutting charge applies below 48"

(403) 553-3309 | orders@formasteel.ca


FORMASTEEL.CA



11/6 Panel

Ideal For Durable Finished Interiors, Walls, Fascia & Vented Soffit


Protection for exterior applications is crucial, but don't forget about your interior finishes as well. Our 11/6 Panel is ideal for walls and ceilings within your metal-clad building. This panel plays an integral part in maintaining a durable interior space whether it's in a commercial building, riding arena, livestock structure, airplane hanger, storage shed, garage or shop. 11/6 Panel is widely used in reverse as a soffit panel. Perforations can be added in the manufacturing process as an option for vented soffit.



Standard 29 Gauge Colours * Also Available in 26 Gauge



Only Available in 26ga



Specifications

- Ideal for Durable Finished Interiors & Soffit
- Application: Ceiling, Wall, Soffit, Fascia, Accent
- Coverage: 36"
- Rib Height: 1/2"
- Available in 26 & 29 Gauge in Standard Colours
- Also Available in 24 Gauge Standard Colours
- Inquire about Woodgrain & Specialty Steel Colours
- Cutting charge applies below 48"

(403) 553-3309 | orders@formasteel.ca


FORMASTEEL.CA




FR Panel

Commercial Profile with the Longest Spans

The FR Panel features the largest span at 12" and highest rib height at 1-1/4", offering the most dramatic and pronounced panel profile. The FR Panel is a go-to choice for many commercial installations, and pairs well with our FA Panel. The FR Panel also performs extremely well on low-sloped roofs. Available in Reverse for architectural applications, the FR Panel is a versatile profile for commercial buildings.



Standard 26 Gauge Colours ** Also Available in 24ga*



Specifications

- Commercial Profile with Largest Spans
- Excellent Performance on Low Sloped Roofs
- Slope: 1/12 with Overlap Sealant
- Application: Roof/Wall
- Coverage: 36"
- Rib Height: 1-1/4"
- Available in 24 & 26 Gauge in Standard Colours
- More Colours and Gauges by Special Order
- Also Available in 22ga Weathering Steel
- Cutting charge below 48"

(403) 553-3309 | orders@formasteel.ca


FORMASTEEL.CA




FA Panel

Wide Span Reverse Panel for Architectural Wall Applications

We took inspiration from our largest ribbed, wide-span panel and created a reverse-profile architectural panel to help build stunning exteriors for commercial buildings, storefronts, offices and other architectural projects. Combining it with our FR Panel counterpart adds an eye-catching modern flare to any business exterior, especially when applied in contrasting vertical and horizontal lines. This panel has a deep reveal of 1-1/4" creating a deep shadow effect along the building exterior.



Standard 24 Gauge Colours ** Also Available in 26ga*



Specifications

Architectural Wall Panel

Application: Wall

Coverage: 36"

Reveal: 1-1/4"

Span: 12"

Available in 24 & 26 Gauge in Standard Colours

More Colours and Gauges by Special Order

Also Available in 22ga Weathering Steel

(403) 553-3309 | orders@formasteel.ca

FORMASTEEL.CA




32"-7/8 Corrugated

Structural Corrugated Panel For Roofing, Cladding, Interior Panel & Architectural Accent Applications

Forma Steel's newest high-strength panel features a wave-like profile ideal for a variety of applications from roofing to decorative accents. The corrugations, measuring only 2.67" from crest to crest, produce a shadow effect that is both symmetrical and aesthetically pleasing. With incredible impact-resistance and exceptional structural stability, these panels are ideal in environments with high impact, wind and snow volume. Very adaptable, corrugated panels are used in everything from modern residential designs, to large-scale commercial projects, to agricultural barns and outbuildings.

Please note: 32-7/8" Corrugated Panels may not be suitable if backside will be visible once installed.



Standard 26 Gauge Colours



Specifications

Rib Height: 7/8" at 2.67" Centers

Panel Length: 3' to 30'

Roof Coverage: 29-5/16" with 2 rib overlap

Wall Coverage: 32" with 1 rib overlap

Slope: 3/12 with Overlap Sealant

Roof Application always requires Overlap Sealant


Available in 26 Gauge in Standard Colours



37"-7/8 Corrugated

Structural Corrugated Panel For Roofing, Cladding, Interior Panel & Architectural Accent Applications

Forma Steel's newest high-strength panel features a wave-like profile ideal for a variety of applications from roofing to decorative accents. The corrugations, measuring only 2.67" from crest to crest, produce a shadow effect that is both symmetrical and aesthetically pleasing. With incredible impact-resistance and exceptional structural stability, these panels are ideal in environments with high impact, wind and snow volume. Very adaptable, corrugated panels are used in everything from modern residential designs, to large-scale commercial projects, to agricultural barns and outbuildings.



Standard 24 Gauge Colours



Also available in 22 Gauge Weathering Steel

Specifications

Rib Height: 7/8" at 2.67" Centers

Panel Length: 3' to 30'

Roof Coverage: 34-11/16" with 2 rib overlap

Wall Coverage: 37.313" with 1 rib overlap

Slope: 3/12 with Overlap Sealant

Roof Application always requires Overlap Sealant

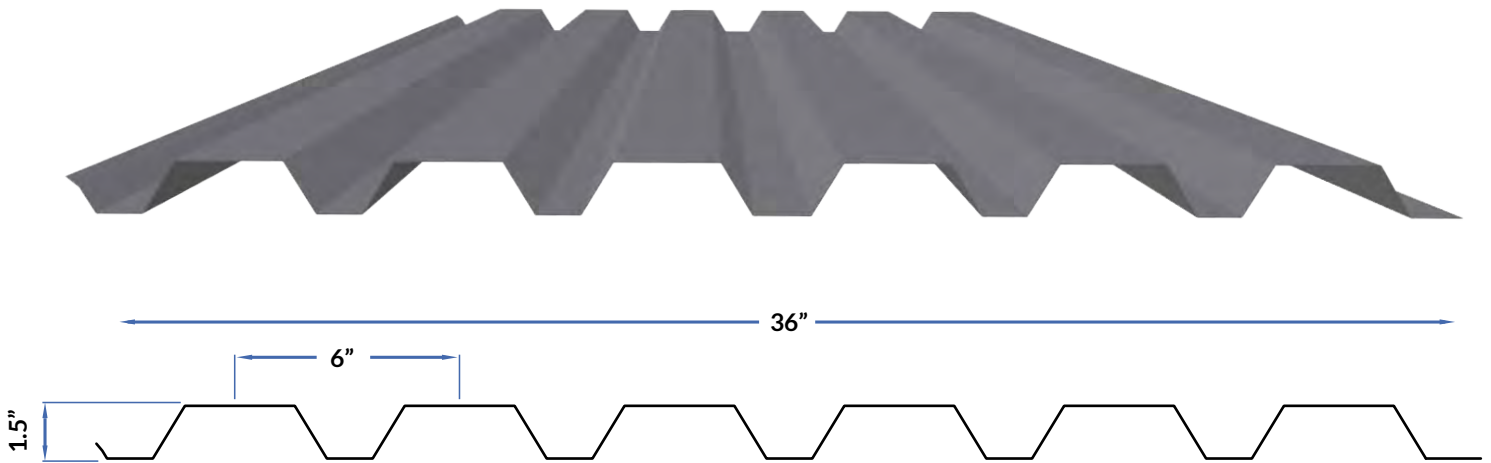
More Colours and Gauges by Special Order



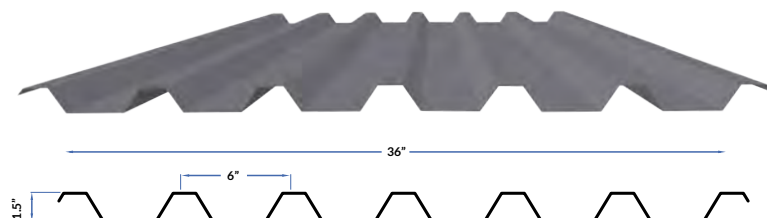
6" Box Rib

Box Rib Metal Wall Panel

Our Box Rib Metal Wall Panel is an exposed fastener panel with a coverage of 36". This panel creates deep shadows and bold visual lines in either horizontal and vertical installations. This panel can be used for commercial and residential applications, as an accent or to clad entire exteriors. The versatile panel can be used in reverse to achieve a completely different aesthetic, making it easily fit any project in need of a stylish, yet easy to install panel system.



Reverse
Application





6" Box Rib

Specifications

Coverage: 36"

Box Rib Height: 1.5"

Box Rib Width: 6"

Fasteners: Exposed

Available in Lengths: 62" up to 26'

24" - < 62" Lengths require a Cut Charge


Available in 24 gauge Standard & Woodgrain Series Colours & 26 gauge Textured Colours



24 Gauge Colours



Textured 26 Gauge Colours



(403) 553-3309 | orders@formasteel.ca

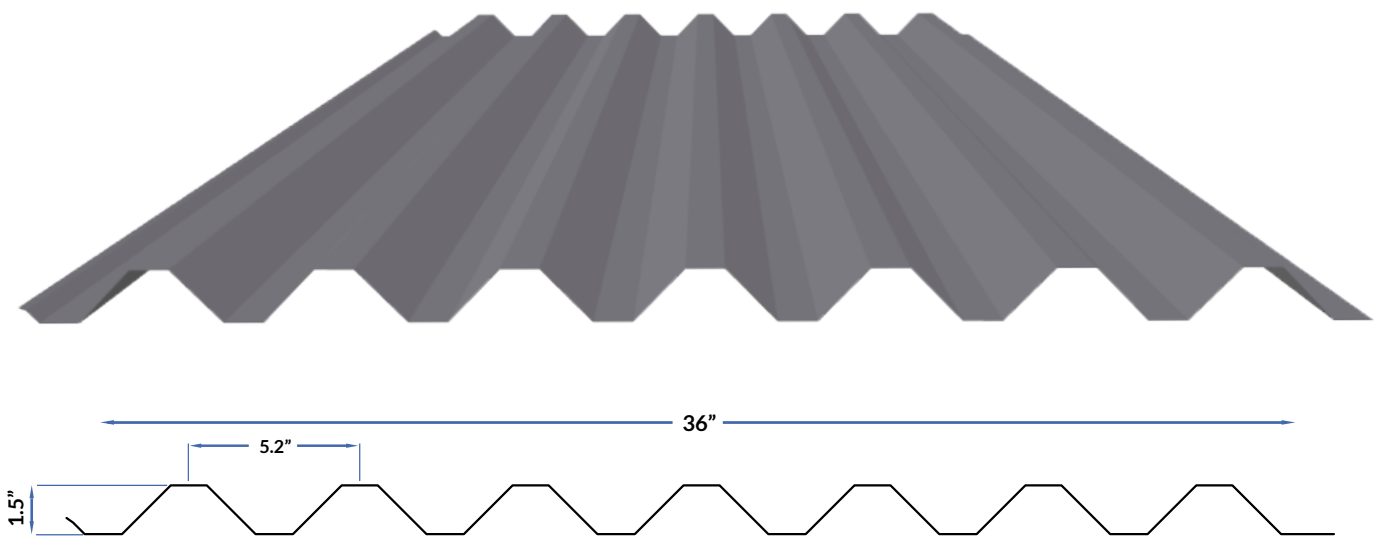
FORMASTEEL.CA



5.2" Box Rib

Folded Box Rib Metal Wall Panel

Our 5.2" Box Rib Metal Wall Panel is an exposed fastener folded panel with a coverage of 36". This panel creates deep shadows and bold visual lines in either horizontal and vertical installations. This panel can be used for commercial and residential applications, as an accent or to clad entire exteriors. The versatile panel can easily fit any project in need of a stylish, yet simple to install panel system and pairs well with other cladding styles.





5.2" Box Rib



Specifications

Coverage: 36"

Box Rib Height: 1.5"

Box Rib Width: 5.2"

Fasteners: Exposed

Panel Length: from 62" up to 26'


Lengths from 24" to < 62" require a Cut Charge

Available in 24 gauge Standard & Woodgrain Series Colours & 26 gauge Textured Colours

24 Gauge Colours



Textured 26 Gauge Colours

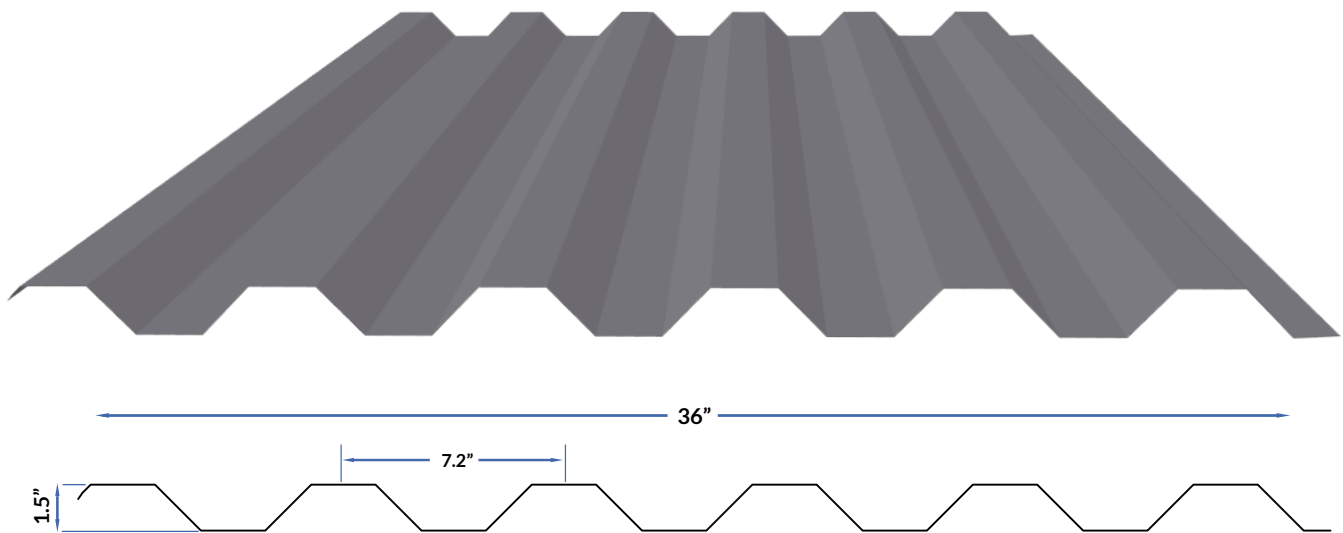




7.2" Box Rib

Folded Box Rib Metal Wall Panel

Our 7.2" Box Rib Metal Wall Panel is an exposed fastener folded panel with a coverage of 36". This panel creates deep shadows and bold visual lines in either horizontal and vertical installations. This panel can be used for commercial and residential applications, as an accent or to clad entire exteriors. The versatile panel can easily fit any project in need of a stylish, yet simple to install panel system and pairs well with other cladding styles.





7.2" Box Rib

Specifications

Coverage: 36"

Box Rib Height: 1.5"

Box Rib Width: 7.2"

Fasteners: Exposed

Panel Length: from 62" up to 26'

Lengths from 24" to < 62" require a Cut Charge

Available in 24 gauge Standard & Woodgrain Series Colours & 26 gauge Textured Colours



24 Gauge Colours



Textured 26 Gauge Colours

